

Plug In Easy CookingPRO Wok Induction 3 Phase, drop-in

ITEM # _____

MODEL # _____

NAME # _____

SIS # _____

AIA # _____



600896 (Z1HCDDOMCT)

Plug-in Induction Wok, drop-in
- 3-phase

Short Form Specification

Item No.

Plug-in 3 Phases Induction Wok designed for drop in installations, entirely constructed in heavy duty AISI 304 Stainless steel. 6 mm thick glass-ceramic wok bowl cuvette (290 mm diameter), for durability and easy cleaning. Glass touch display on top for maximum visibility with power settings and timer. 2-color user interface (white and red) for better readability. Lock function stops your settings to be accidentally modified during working. Hot surface warning to prevent injuries. Automatic pan recognition and rapid heat transfer directly to the pan. Cord and plug included. IPx4 water protection.

Main Features

- Plug in unit designed for drop in installations.
- 2-color user interface (white and red) for better readability.
- Automatic pan detection to transfer power only when pan is present.
- Glass touch display on top for maximum visibility.
- Power level settings from 1 to 10.
- Timer function can be used to set the cooking time, switching off the zone automatically at the end of the time set.
- High impact, heavy duty glass-ceramic wok bowl for durability and easy cleaning.
- Self-diagnostics: an error code is displayed (Exxx) in case of dysfunction.

Construction

- Heavy duty AISI 304 Stainless steel construction.
- One induction wok shaped bowl with cuvette diameter of 290mm and 6mm thick.
- Cord and plug included.
- IPx4 water protection.

Sustainability

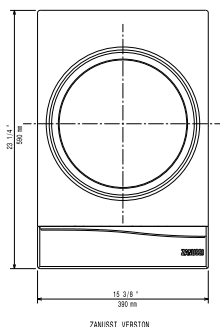
- Rapid heat transfer directly to the pan, no heat is dispersed into the environment.
- This model is compliant with Swiss Energy Efficiency Ordinance (730.02).

Optional Accessories

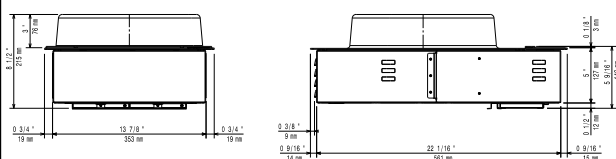
- Kit ventilation including air conveyor for Drop-in functions PNC 650146 ☐
- Kit fixation including sponge gasket and kit assembly for Drop-in functions PNC 650147 ☐
- Induction Wok pan with stainless steel handle (diam. 350mm) PNC 653595 ☐
- Induction Wok pan with wooden handle (diam. 360mm) PNC 910613 ☐
- Stainless steel wok pan, design in line with wok cuvette PNC 911000 ☐
- Non-stick wok pan, design in line with wok cuvette PNC 911003 ☐
- Induction Wok pan with stainless steel handle (diam. 360mm) PNC 911587 ☐
- Stainless steel lid for wok pan, diameter 360 mm PNC 911588 ☐

APPROVAL: _____

Top

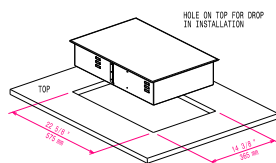
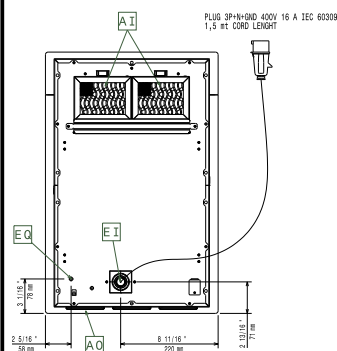


Side



EI = Electrical inlet (power)
EO = Electrical Outlet

Other



Electric

| | |
|---------------------------------|-------------------------|
| Supply voltage: | 380-415 V/3 ph/50-60 Hz |
| Total Watts: | 5 kW |
| Plug type: | IEC/EN 60309-1/2 |
| Minimum Circuit Ampacity (MCA): | 16A |

Key Information:

| | |
|------------------------------|----------------------|
| Top area width: | 400 mm 400 mm 400 mm |
| Top area depth: | 397 mm 397 mm 397 mm |
| External dimensions, Width: | 392 mm |
| External dimensions, Depth: | 592 mm |
| External dimensions, Height: | 203 mm |
| Net weight: | 16 kg |